



January

Student Pack



Welcome!



Hey! I'm Katie and I'm so glad you found this resource. Each school year (and even sometimes each week) looks a little different at our house as our kids grow and interests change. One thing that stays the same is our commitment to His call for us to home educate our children.

This packet was created to add fun schooling to your month. Our family loves slow and simple - allowing less to be more. Feel free to use one or all parts of this packet. Make it work for you and ENJOY!









Terms of Use

Thank you so much for downloading this resource. I hope you find it valuable in the education of your child(ren). This download is for one person or family use only. You are not permitted to resell or share this file in any way. If you would like to direct other people to this file, please send them to my link

January Reading Log

Time: _____





Bookmarks to keep you reading!


January Scavenger Hunt



snowflake



icicles



snowball



hot cocoa



bird



hat



tree



mittens



squirrel



boots



pinecone



berries



animal tracks




Beginning Sounds

Circle the letter that makes the same beginning sound as the picture.



H
S
T



P
H
B




H
S
B



P
H
I



S
B
M



S
M
A

Beginning Sounds

Circle the letter that makes the same beginning sound as the picture.



H
M
A



M
A
P



P
T
H



P
A
S



B
S
M



I
M
A

READ and COLOR



hat




mittens



snow




tree



boots



MY
January
BOOK



SNOWBALL




SNOWBALL

BERRIES



BERRIES




SNOWMAN



SNOWMAN

TREE



TREE

This section contains a worksheet for the word 'TREE'. It features a decorative border with blue snowflakes and stars. The word 'TREE' is written in a blue serif font on the left. To the right is a detailed illustration of two green pine trees. Below the illustration, the word 'TREE' is repeated in a dotted font between two horizontal lines for tracing. A pair of scissors icon is positioned to the left of a dashed line that runs across the width of the page, indicating where to cut.

PINECONE



PINECONE


This section contains a worksheet for the word 'PINECONE'. It features a decorative border with blue snowflakes and stars. The word 'PINECONE' is written in a blue serif font on the left. To the right is a detailed illustration of two brown pinecones with green pine needles. Below the illustration, the word 'PINECONE' is repeated in a dotted font between two horizontal lines for tracing.

SQUIRREL



SQUIRREL

This section features a decorative border with snowflakes and stars. The word "SQUIRREL" is written in a blue serif font. To the right is a detailed illustration of a brown squirrel with a white belly, holding a nut. Below the word is a handwriting practice line consisting of a solid top line, a dashed middle line, and a solid bottom line. The word "SQUIRREL" is printed in a dotted font across the middle line for tracing.



ANIMAL TRACKS



ANIMAL TRACKS

This section also features a decorative border with snowflakes and stars. The words "ANIMAL TRACKS" are written in a blue serif font. To the right are three simple line drawings of animal tracks: a four-toed paw print, a three-toed paw print, and a clove-shaped track. Below the text is a handwriting practice line with a solid top line, a dashed middle line, and a solid bottom line. The words "ANIMAL TRACKS" are printed in a dotted font across the middle line for tracing.

HAT



HAT

This section contains a large illustration of a red knitted hat with a white pom-pom and yellow pom-poms. The word "HAT" is written in blue capital letters to the left. Below the illustration, the word "HAT" is written in a dotted font between two horizontal lines for tracing. The background is decorated with blue snowflakes and small grey stars.



MITTENS




MITTENS

This section contains a large illustration of a pair of red mittens with white snowflake patterns and green cuffs. The word "MITTENS" is written in blue capital letters to the left. Below the illustration, the word "MITTENS" is written in a dotted font between two horizontal lines for tracing. The background is decorated with blue snowflakes and small grey stars.

BOOTS



BOOTS



ICICLES



ICICLES

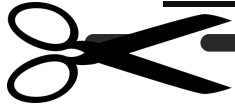
Sentence Cut and Paste

Trace It

We play in the snow.

Paste It

Write It



We	the	in
----	-----	----

play	.	snow
------	---	------

Sentence Cut and Paste

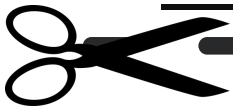
Trace It

I see animal tracks.

Paste It

Write It

Blank handwriting lines for writing the sentence.



see animal

I . tracks

Sentence Cut and Paste

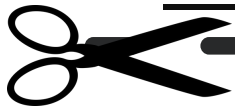
Trace It

I wear a hat and mittens.

Paste It

Write It

Blank handwriting lines for writing practice, consisting of two sets of three horizontal lines (top, dashed middle, bottom).



wear	a	and
------	---	-----

I	mittens	.	hat
---	---------	---	-----

January Word Search

Find and circle the word: tree.



berries

pinecone

squirrel

pinecone

tree

squirrel

berries

pinecone

tree

January

tree

berries

tree

berries

squirrel

January

pinecone

pinecone

berries

squirrel

tree

squirrel

January Word Search

Find and circle the word: pinecone.



berries pinecone

squirrel

pinecone

tree

squirrel

berries

pinecone

tree

January

tree

berries

tree

berries

squirrel

January

pinecone

pinecone

berries

squirrel

tree

squirrel

January Word Search

Find and circle the word: squirrel.



berries

pinecone

squirrel

pinecone

tree

squirrel

berries

pinecone

tree

January

tree

berries

tree

berries

squirrel

January

pinecone

berries

pinecone

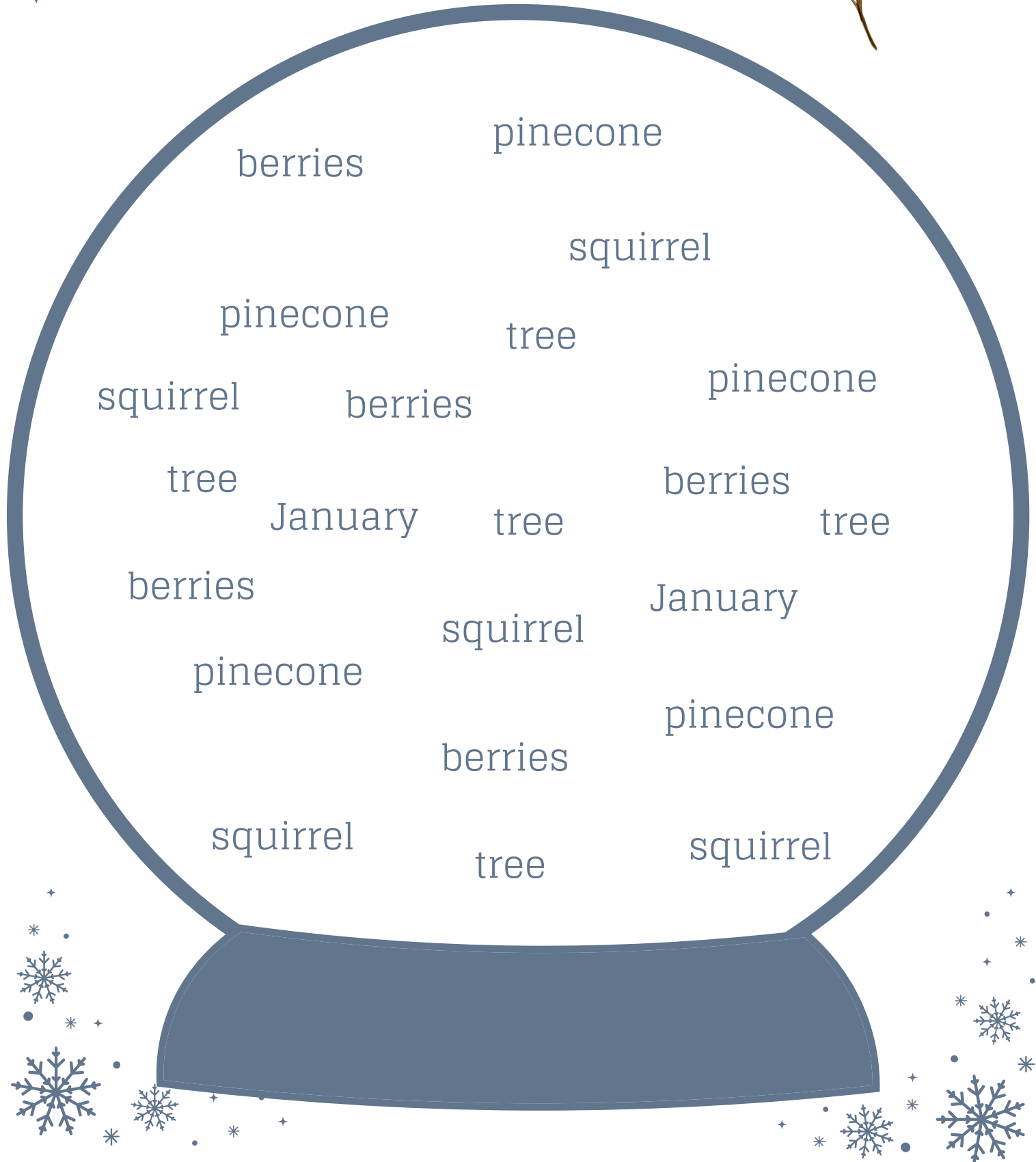
squirrel

tree

squirrel

January Word Search

Find and circle the word: berries.



berries

pinecone

squirrel

pinecone

tree

squirrel

berries

pinecone

tree

January

tree

berries

tree

berries

squirrel

January

pinecone

pinecone

berries

squirrel

tree

squirrel



MEMORY MATCHING GAME:



PRINT THE FOLLOWING
PAGES OFF ON CARDSTOCK



CUT OUT INTO SEPERATE
PLAYING CARDS

USE FOR A MEMORY
MATCHING GAME BY
LAYING FACE DOWN

TURN OVER TWO CARDS
PER TURN TO TRY TO
MATCH THE CARDS



















Writing Prompt

MY FAVORITE ACTIVITY IN
THE SNOW IS.....

Handwriting practice lines consisting of 10 sets of three horizontal lines (top solid, middle dashed, bottom solid).



Writing Prompt



HOW TO BUILD A SNOWMAN
CAN YOU GIVE STEP BY STEP
DIRECTIONS ON HOW TO BUILD A
SNOWMAN?

Handwriting practice lines consisting of solid top and bottom lines with a dashed middle line, repeated 10 times.

Picture Prompt

Create a story about the picture. Can you name characters, describe the setting, and explain the event?



Handwriting practice lines consisting of solid top and bottom lines with a dashed middle line, repeated 10 times.