



April

Student Pack



Welcome!



Hey! I'm Katie and I'm so glad you found this resource. Each school year (and even sometimes each week) looks a little different at our house as our kids grow and interests change. One thing that stays the same is our commitment to His call for us to home educate our children.

This packet was created to add fun schooling to your month. Our family loves slow and simple - allowing less to be more. Feel free to use one or all parts of this packet. Make it work for you and ENJOY!




Terms of Use

Thank you so much for downloading this resource. I hope you find it valuable in the education of your child(ren). This download is for one person or family use only. You are not permitted to resell or share this file in any way. If you would like to direct other people to this file, please send them to my link


April Reading Log

Time: _____


**Color a
raindrop
each time
you read.**



April




April



April

APRIL




April Scavenger Hunt



bee



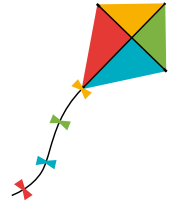
beehive



rain



kite



cloud



seeds



boots



plant



mud




umbrella



garden



MY
April
BOOK




BEE



BEE


BEEHIVE



BEEHIVE



KITE



KITE

BOOTS



BOOTS



CLOUD



CLOUD


SEEDS



SEEDS



RAIN




RAIN

MUD



MUD



GARDEN




GARDEN

PLANT



PLANT



UMBRELLA



UMBRELLA

READ and COLOR



umbrella



kite




rain



cloud



bee






B is for Bee

B B B B B B B B

b b b b b b b b

bee

beehive





R is for Rain

R R R R R R R R

r r r r r r r r

rain rain

rain rain



Match the lower case beginning letter with its uppercase letter.



umbrella

B



plant

G



rain

M



boots

R



mud

B



bee

U



garden

P

Say & Cover

Use the **lowercase letter cut outs** on the next page to cover the matching **uppercase letters** in this picture.



Use these lowercase letters to cover the uppercase letters of the previous page.




u for umbrella




p for plant



r for rain




b for boots



m for mud



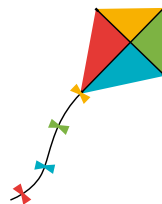

b for bee



g for garden



How Many Can You Find?



Start

clouds



mud



umbrella

Finish



Use a dice from

your favorite board

game to race
around the loop.

Say the word on the

spot you land on. If

you land on a

picture, say each

word in this list.

rain

boots

mud

kite

clouds

bee

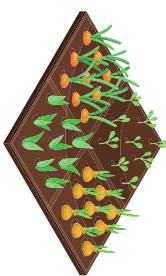
seeds

garden


plant

umbrella

boots



kite



bee

seeds

plant



Sentence Cut and Paste



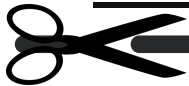
Trace It

I wear boots in the rain.

Paste It

Write It

Two sets of handwriting lines, each consisting of a solid top line, a dashed middle line, and a solid bottom line.



wear

in

boots

I

rain

.

the



Sentence Cut and Paste



Trace It

I wear boots in the rain.

Paste It

Write It

Blank handwriting lines for practice, consisting of two sets of three horizontal lines (top, dashed middle, bottom).



wear

in

boots

I

rain

.

the



Sentence Cut and Paste



Trace It

Bees live in the beehive.


Paste It

Write It

Two sets of handwriting lines, each consisting of a solid top line, a dashed middle line, and a solid bottom line.



Bees in live



beehive . the

Sentence Cut and Paste



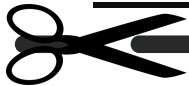
Trace It

Plants grow in the garden.

Paste It

Write It

Blank handwriting lines for practice, consisting of two sets of three horizontal lines (top solid, middle dashed, bottom solid).



grow	in	garden
------	----	--------



	Plants	.	the
--	--------	---	-----



Grammar Time



Preposition: Shows Relationship between Words in a Sentence

Examples: above, beside, after, around, before, below, in, next to, off, on, on top of, out, through, under, with

Circle the preposition in each sentence.

1. The kids play in the rain.
2. Her boots are next to the door.
3. The bees fly above the beehive.
4. The boy walks beside the mud puddle.
5. The kite flies above our heads.
6. The clouds are all around us.
7. Seeds are scattered under the soil.
8. I am under the umbrella.



KEY

Grammar Time



Preposition: Shows Relationship between Words in a Sentence

Examples: above, beside, after, around, before, below, in, next to, off, on, on top of, out, through, under, with

Circle the preposition in each sentence.

1. The kids play **in** the rain.
2. Her boots are **next to** the door.
3. The bees fly **above** the beehive.
4. The boy walks **beside** the mud puddle.
5. The kite flies **above** our heads.
6. The clouds are all **around** us.
7. Seeds are scattered **under** the soil.
8. I am **under** the umbrella.



Grammar Time



Preposition: Shows Relationship between Words in a Sentence

Examples: above, beside, after, around, before, below, in, next to, off, on, on top of, out, through, under, with

Fill in the blanks with a preposition to describe each picture.



1. She plays _____ the rain.

2. Her umbrella is _____ her.



3. He runs _____ the girl.

4. She is _____ him.




5. The bees fly _____ the beehive.



Draw & Write



If you had a garden, what would you grow?
Draw a picture of your garden. Then write
about what you would plant in your garden.



If I had a garden, I would

grow



Draw & Write

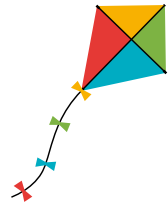


On - rainy - days - I - like - to - - - - -

Four sets of handwriting lines, each consisting of a solid top line, a dashed middle line, and a solid bottom line.



Draw & Write



My favorite part of spring is

Four sets of handwriting practice lines, each consisting of a solid top line, a dashed middle line, and a solid bottom line.



Draw & Write



If you had a garden, what would you grow?
Draw a picture of your garden. Then write
about what you would plant in your garden.

Handwriting practice lines consisting of solid top and bottom lines with a dashed middle line. There are ten sets of these lines provided for writing.



- Capital Letters
- End Marks
- Spelling
- Spacing Between Words