

# February

*Student Pack*



# Welcome!




Hey! I'm Katie and I'm so glad you found this resource. Each school year (and even sometimes each week) looks a little different at our house as our kids grow and interests change. One thing that stays the same is our commitment to His call for us to home educate our children.

This packet was created to add fun schooling to your month. Our family loves slow and simple - allowing less to be more. Feel free to use one or all parts of this packet. Make it work for you and ENJOY!



## Terms of Use


Thank you so much for downloading this resource. I hope you find it valuable in the education of your child(ren). This download is for one person or family use only. You are not permitted to resell or share this file in any way. If you would like to direct other people to this file, please send them to my link






# February Reading Log

Time: \_\_\_\_\_



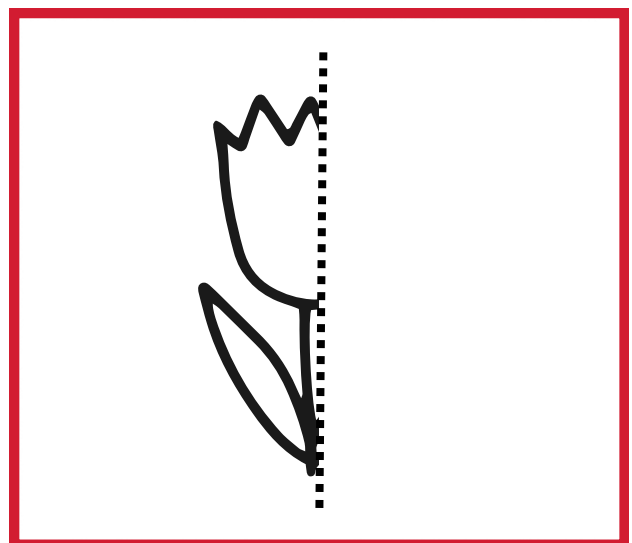

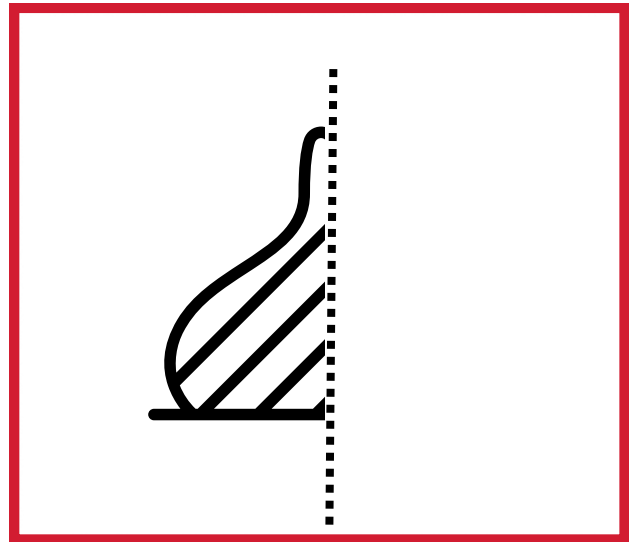





Bookmarks to keep you reading!



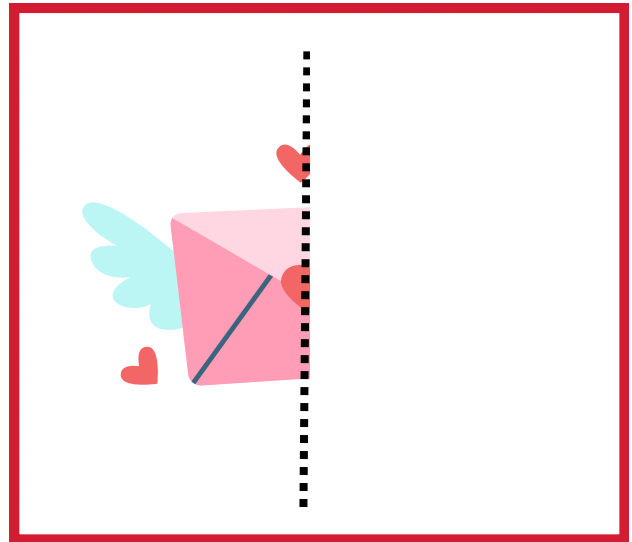
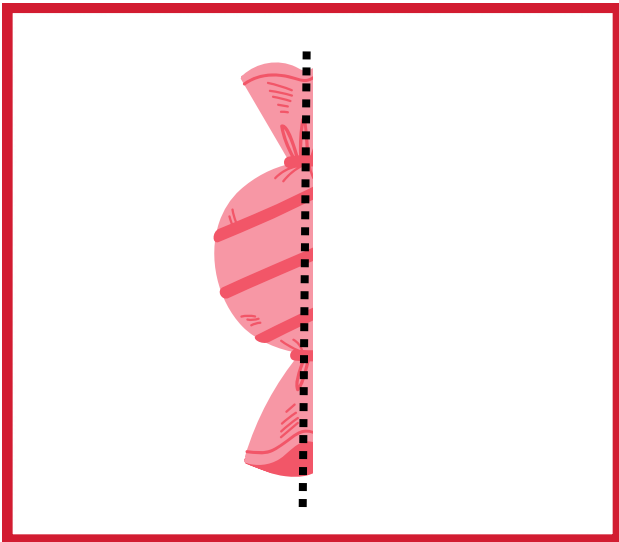
# Symmetrical Drawings

Symmetrical items are identical on each side when folded down the middle. Complete the each item below.



# Symmetrical Drawings

Symmetrical items are identical on each side when folded down the middle. Complete the each item below.





# Word Search

Find and circle the February words.

v	a	l	e	n	t	i	n	e
n	b	o	r	e	o	h	r	o
a	i	v	h	f	l	m	u	g
v	h	e	a	r	t	v	f	b
a	m	l	o	i	n	v	i	u
r	b	n	m	e	f	h	u	g
u	v	i	b	n	a	e	m	a
g	h	e	r	d	u	g	n	i

hug

love

friend

bug

dug

heart

mug

rug

valentine

# Rhyming Words

These are /ug/ words and rhyme with hug.  
Match the words with the pictures.




hug



bug



mug



dug



rug



\*Use the points listed on the letters to find the sum of each word.\*

	a <sub>1</sub>	b <sub>3</sub>	c <sub>3</sub>	d <sub>2</sub>		
e <sub>1</sub>	f <sub>4</sub>	g <sub>2</sub>	h <sub>4</sub>	i <sub>1</sub>	j <sub>8</sub>	
k <sub>5</sub>	l <sub>1</sub>	m <sub>3</sub>	n <sub>1</sub>	o <sub>1</sub>	p <sub>3</sub>	
q <sub>10</sub>	r <sub>1</sub>	s <sub>1</sub>	t <sub>1</sub>	u <sub>1</sub>	v <sub>4</sub>	
	w <sub>4</sub>	x <sub>8</sub>	y <sub>4</sub>	z <sub>10</sub>		

---

hug  $4+1+2=7$

bug

mug

rug

dug

love

heart

friend

---



# ABCs

Put your words in alphabetical order.

---

rug

friend

hug

dug

heart

bug

love

valentine

mug

---

---

---

---

---

---

---

---

---

---



# ABCs

Put your words in alphabetical order.

rug

friend

hug

dug

heart

bug

love









valentine

mug

Handwriting practice lines consisting of solid top and bottom lines with a dashed middle line, repeated ten times.

# V is for Valentine

Color in each heart that has the letter V.





# Rhyming Words



Trace your rhyming words below.

hug

mug

rug

bug

dug

## Bonus Words

love

heart

friend

Blank handwriting lines for practice.



MEMORY MATCHING GAME:

PRINT THE FOLLOWING  
PAGES OFF ON CARDSTOCK

CUT OUT INTO SEPERATE  
PLAYING CARDS

USE FOR A MEMORY  
MATCHING GAME BY  
LAYING FACE DOWN

TURN OVER TWO CARDS  
PER TURN TO TRY TO  
MATCH THE CARDS




MUG




MUG



BUG




BUG




HUG




HUG



RUG



RUG






DUG




DUG



HEART



HEART



# Read, Build Write

build it

--	--	--



write it

hug


m	h	d
u	b	r
g	Cut the letters out to build each word.	

# Read, Build Write



build it

--	--	--

mug

write it

\_\_\_\_\_

-----

\_\_\_\_\_



build it

--	--	--

rug

write it

\_\_\_\_\_

-----

\_\_\_\_\_

# Read, Build Write

build it



--	--	--

write it

dug

\_\_\_\_\_

-----

\_\_\_\_\_

build it



--	--	--

write it

bug


\_\_\_\_\_

-----

\_\_\_\_\_

# Rhyming Words


These are /ug/ words and rhyme with hug. Add the missing letters to complete the words.



\_\_\_\_\_

\_\_\_\_\_ ug \_\_\_\_\_


\_\_\_\_\_



\_\_\_\_\_

\_\_\_\_\_ ug \_\_\_\_\_


\_\_\_\_\_



\_\_\_\_\_

\_\_\_\_\_ ug \_\_\_\_\_


\_\_\_\_\_



\_\_\_\_\_

\_\_\_\_\_ ug \_\_\_\_\_

\_\_\_\_\_



\_\_\_\_\_

\_\_\_\_\_ ug \_\_\_\_\_

\_\_\_\_\_



# Grammar Time

Nouns: Person, Place, Thing, Activity, Idea

Verbs: Action Words or State of Being

Write each word in the correct column.

Noun	Verb



# Grammar Time

Nouns: Person, Place, Thing, Activity, Idea

Verbs: Action Words or State of Being

What part of speech is the underlined word?  
Color in the correct heart.

1. She is my friend.

Noun

Verb

2. I love my mom.

Noun

Verb

3. The bug is red.

Noun

Verb

4. I dug a hole.

Noun

Verb

5. I will hug her.

Noun

Verb

# Grammar Time

Nouns: Person, Place, Thing, Activity, Idea

Adjectives: Describe nouns

Each word has a list of adjectives to describe it. Circle your favorite adjective to describe each noun.



bug

red small cute



mug

pink large hot



rug

soft pretty long



friend

funny kind smart



heart

small pink red





# Grammar Time

Nouns: Person, Place, Thing, Activity, Idea

Adjectives: Describe nouns

**Add an adjective to each noun.**

1. She is my kind friend.

2. I love my \_\_\_\_\_ mom.

3. The \_\_\_\_\_ bug eats leaves.

4. I dug a \_\_\_\_\_ hole.

5. He gave me a \_\_\_\_\_ hug.

6. Here is the \_\_\_\_\_ heart.

7. The \_\_\_\_\_ candy was good.

8. Take off your \_\_\_\_\_ shoes.



# Character Traits Word Study

Use the letters in the word FRIEND to list what you think it is to be a good friend.

**F**

---

**R**

---

**I**

---

**E**

---

**N**

---

**D**


---





# DRAW & WRITE

I show love by....



Tracing lines for the sentence "I show love by". The first line contains the text "I show love by" in a dotted font. Below it are several sets of blank handwriting lines, each consisting of a solid top line, a dashed middle line, and a solid bottom line.



# DRAW & WRITE

I feel loved when...

I feel loved when



# WRITING PROMPT

I show love by....

Handwriting practice lines consisting of 12 sets of three horizontal lines (top solid, middle dashed, bottom solid).



# WRITING PROMPT

I feel loved when...

Handwriting practice lines consisting of 12 sets of three horizontal lines (top solid, middle dashed, bottom solid).