



# March

## *Student Pack*



# Welcome!



Hey! I'm Katie and I'm so glad you found this resource. Each school year (and even sometimes each week) looks a little different at our house as our kids grow and interests change. One thing that stays the same is our commitment to His call for us to home educate our children.

This packet was created to add fun schooling to your month. Our family loves slow and simple - allowing less to be more. Feel free to use one or all parts of this packet. Make it work for you and ENJOY!




## Terms of Use

Thank you so much for downloading this resource. I hope you find it valuable in the education of your child(ren). This download is for one person or family use only. You are not permitted to resell or share this file in any way. If you would like to direct other people to this file, please send them to my link

# March Reading Log


Time: \_\_\_\_\_




Color an egg  
each time you  
read.



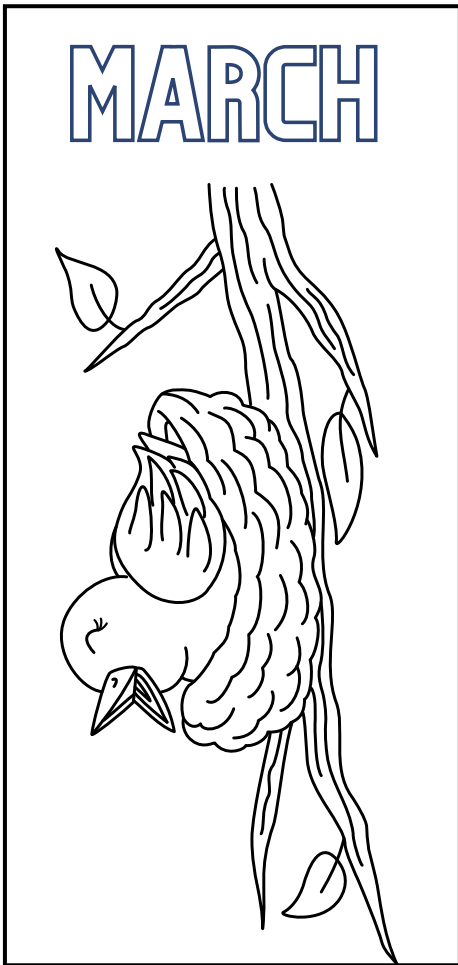
March



March



March




MARCH


# BIRD

## *Life Cycle*


EGG




HATCHLING



ADULT




CHICK



# BIRD

## *Life Cycle*



# BIRD

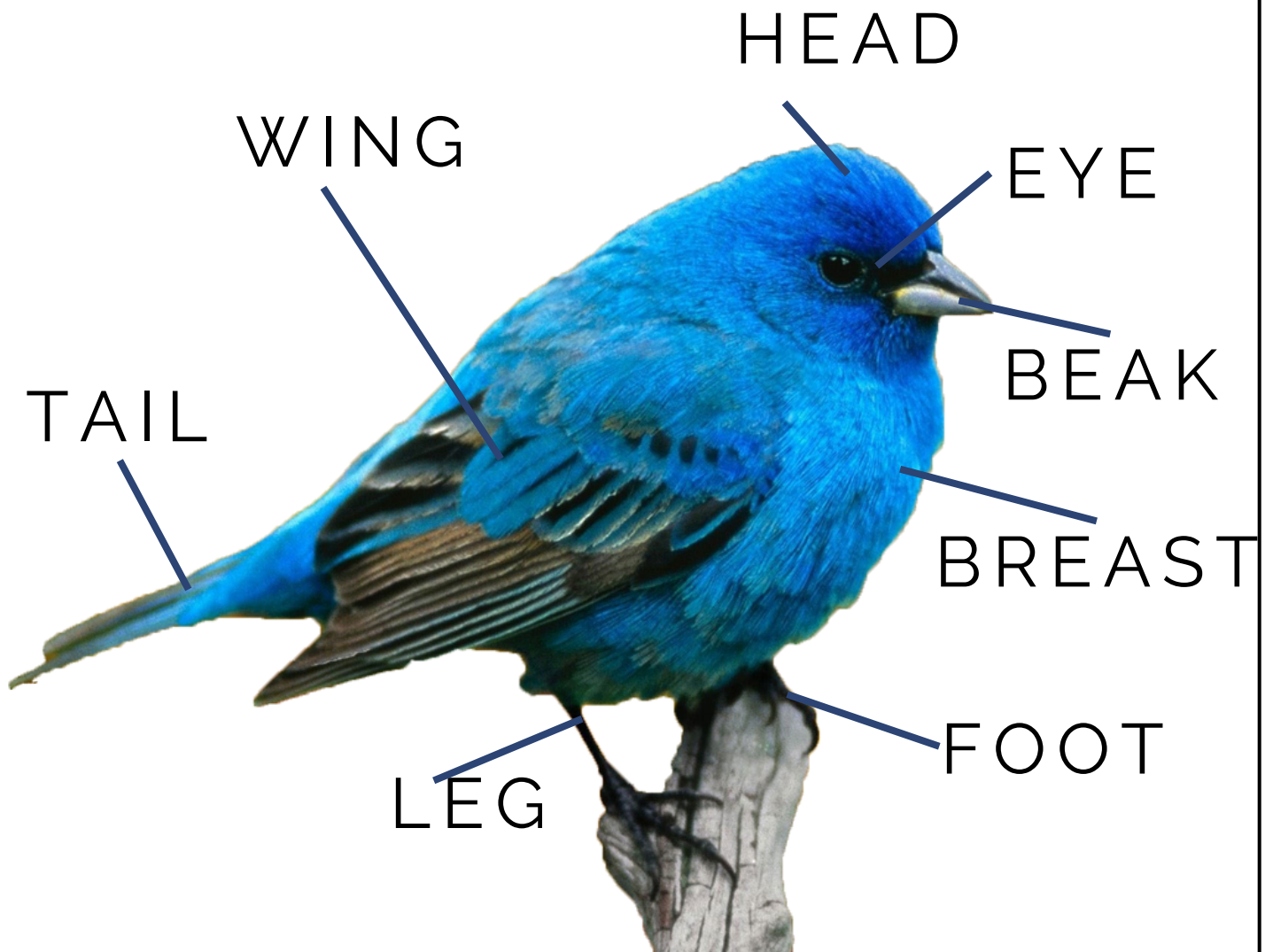
## *Life Cycle*

WORD BANK TO WRITE IN THE ANSWERS  
OR CAN BE USED AS CUT AND PASTE


EGG	HATCHLING
ADULT	CHICK



*Parts of a*  
**BIRD**




FEATHER





# Parts of a BIRD




# Parts of a **BIRD**

WORD BANK TO WRITE IN THE ANSWERS  
OR CAN BE USED AS CUT AND PASTE


HEAD	FOOT
EYE	WING
TAIL	BEAK
BREAST	FEATHER
LEG	



# Find the Difference




*Circle as many differences as you can.*



*My* **BIRD** *Book*

---



**I see an egg.**



**I see a chick.**




**I see a beak.**



**I see a foot.**



**I see a wing.**



**I see a tail.**











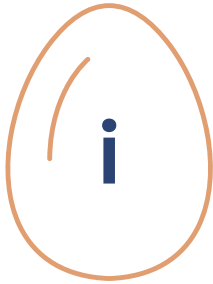



**I see a bird.**



# B is for Bird



Color in each egg that has the letter B or b.











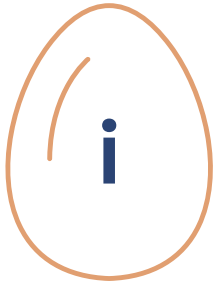






# E is for Egg



Color in each egg that has the letter E or e.



# E is for Egg

E E E E E E E E E E

e e e e e e e e e e

egg egg egg egg

nest nest nest nest







Short /e/  
says /eh/ like in egg



Match the short /e/ words with their pictures.



net



wet



jet




web



Short /e/  
says /eh/ like in egg



Match the short /e/ words with their pictures.



fed



bed



red



men



ten

# Short E Words

net

wet

jet

web

fed

bed

red

men

ten





# Short /e/ says /eh/ like in egg



Cut out the baby bird on this page. Then, cut out the word worms on the next page. Help the mommy bird feed each word worm to her baby bird.

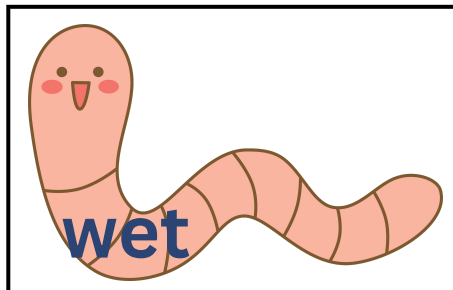
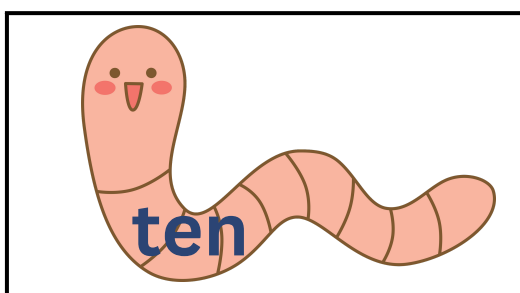
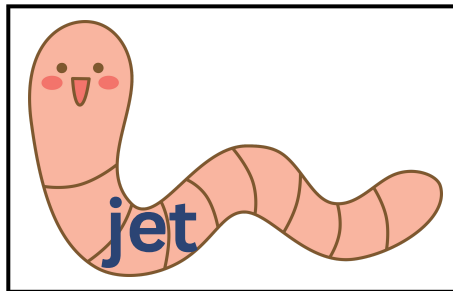
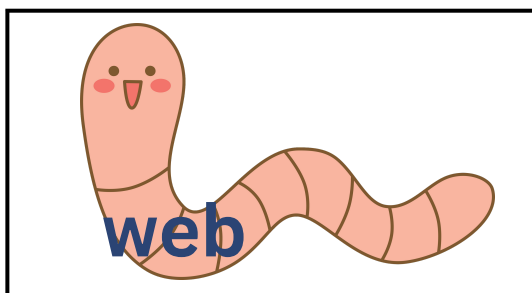
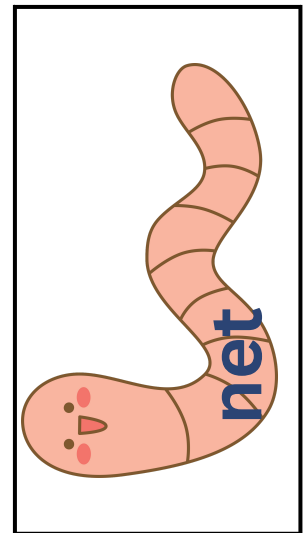
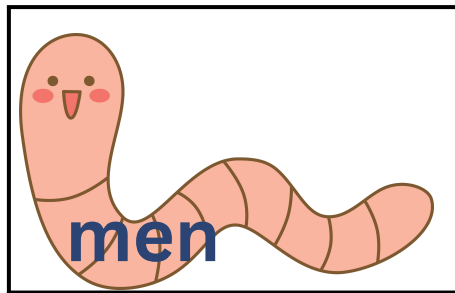
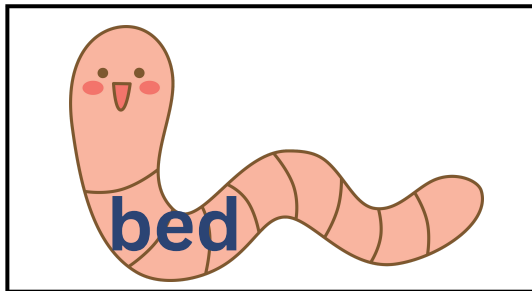
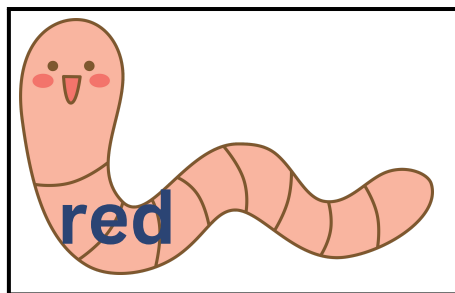
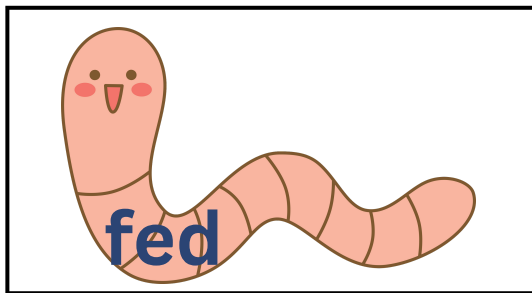




# Short /e/ says /eh/ like in egg



Help the mommy bird feed her baby bird these worms. Cut out each box (or the just the worm). Read each word before you feed the baby bird.





# r-controlled /ir/ as in bird



Match the /ir/ words with their pictures.



bird  
chirp  
girl  
first  
third  
skirt  
shirt



# r-controlled /ir/ words

bird

chip

girl

first

third

skirt

shirt





# r-controlled /ir/ as in bird



Cut out the nest on this page. Then, cut out the eggs on the next page. Place as many eggs as you can in the nest. Say each word on the egg before you put it in the nest.





# r-controlled /ir/ as in bird



bird

first

third

girl

skirt

chirp

shirt
































# /st/ as in nest



Circle the picture that matches the /st/ word.

<b>nest</b>			
<b>dust</b>			
<b>fast</b>			
<b>vest</b>			
<b>list</b>			
<b>west</b>			
<b>first</b>			
<b>stop</b>			
<b>story</b>			

# /st/ words

nest

dust

fast

vest

list

west

first

stop

story









## /st/ words



Place as many eggs as you can in the nest. Say each word on the egg before you put it in the nest.





# Copywork



He shall cover you with His  
feathers, And under His wings  
you shall take refuge.

Psalm 91:4 NKJV

He - shall - cover - you - with - His -

feathers, - And - under - His - wings

you - shall - take - refuge. - Ps. - 91:4

# Grammar Time



Nouns: Person, Place, Thing, Activity, Idea

Pronoun: Replaces a noun

**Example: John went to the store.**

John is the subject noun in the sentence.

/John/ can be replaced with the pronoun /he/.

**He went to the store.**

**Examples of common pronouns:**

I	we, they	this, that, these, those
you	us, them	mine, yours, his, hers
he, she, it	ours, theirs	who, whom, whose

**Find and circle the pronouns in the following verse.**

He shall cover you with His feathers,  
And under His wings you shall take refuge.

Psalm 91:4 NKJV



# Grammar Time



Nouns: Person, Place, Thing, Activity, Idea

Pronoun: Replaces a noun

**For each sentence, circle the noun(s) and replace them with pronouns.**

1. Mom played a game with Isabel.

---

2. Ben and I are fast.

---

3. Ben came in first place.

---

4. The nest is full.

---

5. The baby birds are hungry.

---

6. The bird flies in the sky.

---

# Grammar Time



Nouns: Person, Place, Thing, Activity, Idea

Pronoun: Replaces a noun

**For each sentence, circle the noun(s) and replace them with pronouns.**

1. Mom played a game with Isabel

She/her

---

2. Ben and I are fast.

We

---

3. Ben came in first place.

He

---

4. The nest is full.

It

---

5. The baby birds are hungry.

They

---

6. The bird flies in the sky.

It

---

# Grammar Time



Nouns: Person, Place, Thing, Activity, Idea

Verb: Shows Action or Being

**Find and circle the verbs in the following verse.**

He shall cover you with His feathers,  
And under His wings you shall take refuge.

Psalm 91:4 NKJV

**Find and circle the verbs in the following sentences.**

1. Mom played a game with her.
2. Ben and I are fast.
3. Ben came in first place.
4. The nest is full.
5. The baby birds are hungry.
6. The bird flies in the sky.
7. The birds chirp for their mom.
8. Mom feeds the babies.
9. We visit the nest.
10. They look at us.

# Grammar Time



Nouns: Person, Place, Thing, Activity, Idea

Verb: Shows Action or Being

**Find and circle the verbs in the following verse.**

He shall **cover** you with His feathers,  
And under His wings you shall **take** refuge.

Psalm 91:4 NKJV

**Find and circle the verbs in the following sentences.**

1. Mom **played** a game with her.
2. Ben and I **are** fast.
3. Ben **came** in first place.
4. The nest **is** full.
5. The baby birds **are** hungry.
6. The bird **flies** in the sky.
7. The birds **chirp** for their mom.
8. Mom **feeds** the babies.
9. We **visit** the nest.
10. They **look** at us.

# The Robin

by Emily Dickinson



The robin is the one  
That interrupts the morn  
With hurried, few, express reports  
When March is scarcely on.

The robin is the one  
That overflows the noon  
With her cherubic quantity,  
An April but begun.

The robin is the one  
That speechless from her nest  
Submits that home and certainty  
And sanctity are best.

# Copywork

(stanza 1)



The robin is the one  
That interrupts the morn  
With hurried, few, express reports  
When March is scarcely on.

The - robin - is - the - one -

That - interrupts - the - morn

With - hurried, - few, - express

reports

When - March - is - scarcely - on

# Copywork

(stanza 2)



The robin is the one  
That overflows the noon  
With her cherubic quantity,  
An April but begun.

The - robin - is - the - one -

That - overflows - the - noon -

With - her - cherubic - quantity -

An - April - but - begun -

# Copywork

(stanza 3)



The robin is the one  
That speechless from her nest  
Submits that home and certainty  
And sanctity are best.

The - robin - is - the - one -

That - speechless - from - her - nest

Submits - that - home - and


certainty

And - sanctity - are - best.



# Draw & Write

Draw a picture of a robin from the poem.  
Then write your own stanza about the robin.



The - robin - is - the - one -

Four sets of handwriting practice lines, each consisting of a solid top line, a dashed middle line, and a solid bottom line. The first set contains the text "The - robin - is - the - one -".