

May

Student Pack



Welcome!



Hey! I'm Katie and I'm so glad you found this resource. Each school year (and even sometimes each week) looks a little different at our house as our kids grow and interests change. One thing that stays the same is our commitment to His call for us to home educate our children.

This packet was created to add fun schooling to your month. Our family loves slow and simple - allowing less to be more. Feel free to use one or all parts of this packet. Make it work for you and ENJOY!


















Terms of Use




Thank you so much for downloading this resource. I hope you find it valuable in the education of your child(ren). This download is for one person or family use only. You are not permitted to resell or share this file in any way. If you would like to direct other people to this file, please send them to my link



May Reading Log

Time: _____





Parts of a Flower

PETALS

LEAF

STEM

ROOTS




Parts of a Flower

PETALS


LEAF

STEM

ROOTS



Parts of a Flower



Parts of a Flower

WORD BANK TO WRITE IN THE ANSWERS
OR CAN BE USED AS CUT AND PASTE

| | |
|--------|-------|
| PETALS | STEM |
| LEAF | ROOTS |



What Does a Flower

Need to Grow?



WATER



SUN



SOIL



What Does a **Flower**

Need to Grow?

USE THE WORD BANK TO DRAW A PICTURE OF WHAT A FLOWER NEEDS TO GROW.


| | |
|-------|--------|
| SOIL | SUN |
| WATER | FLOWER |

Flower Word Search


SUN PETAL WATER
STEM ROOTS
SOIL FLOWER LEAF

| | | | | | | | |
|---|---|---|---|---|---|---|---|
| L | E | A | F | R | M | V | G |
| A | J | P | L | C | I | N | Y |
| T | H | Q | O | K | D | T | F |
| E | U | V | W | A | T | E | R |
| P | S | D | E | J | S | J | M |
| E | T | G | R | O | O | T | S |
| S | E | Q | T | C | I | H | U |
| N | M | Y | K | U | L | P | N |

My **FLOWER** *Book*



One pink flower.



Two blue flowers.



Three yellow flowers.



Four white flowers.



**Five purple
flowers.**




Six orange flowers.





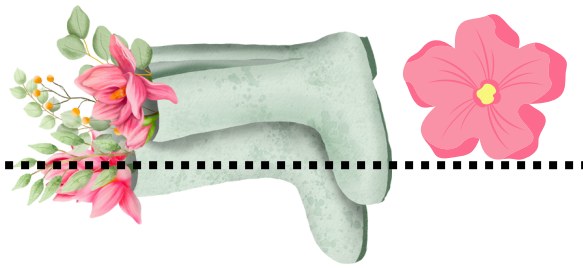
Seven red flowers.




Brown Soil



**Yellow
Sun**



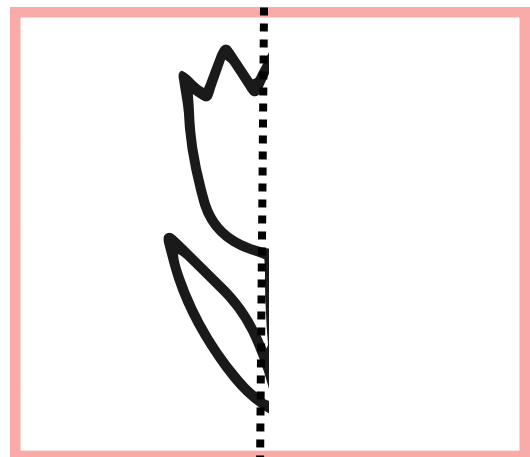


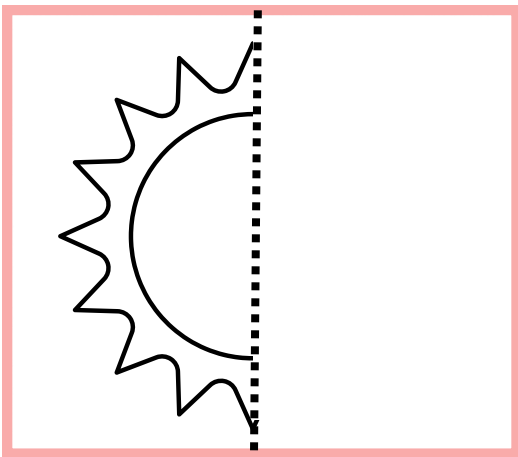
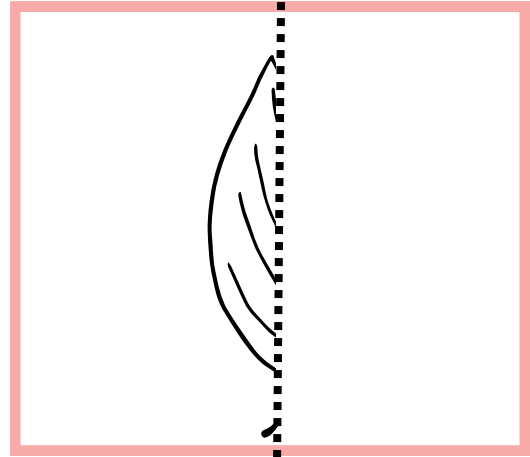

FLOWERS






Symmetrical Drawings

Symmetrical items are identical on each side when folded down the middle. Complete the each item below.



F is for Flower




F F F F F F F F F


f f f f f f f f f

Flower

flower



Colors of Flowers



red

orange

yellow


green

blue

purple

pink

brown



Colors of Flowers

Match the color words with their flower.



purple



brown



yellow



orange



blue



pink



green



red





Colors of Flowers




Circle the picture that matches the color word.

| | | | |
|---------------|--|--|--|
| pink | | | |
| blue | | | |
| yellow | | | |
| white | | | |
| purple | | | |
| orange | | | |
| red | | | |
| green | | | |
| brown | | | |

Draw & Write

Draw a picture of what you see in the spring.
Then write about it.



in - the - spring - I - see

Four sets of handwriting practice lines, each consisting of a solid top line, a dashed middle line, and a solid bottom line.



Picture Prompt



Create a story about the picture. Can you name characters, use adjectives to describe the setting, and explain the event?



Handwriting practice lines consisting of ten sets of three horizontal lines: a solid top line, a dashed middle line, and a solid bottom line.

Sentence Cut & Paste



Draw a picture of what you see in the spring.
Then write about it.


Trace It

The flower is pink.

Paste It

Write It

Draw It



pink . flower

is The

Sentence Cut & Paste



Draw a picture of what you see in the spring.
Then write about it.

Trace It

i - love - spring - flowers .

Paste It

Blank handwriting lines for pasting the cut-out words.

Write It

Blank handwriting lines for writing the sentence.

Draw It

Large empty box for drawing a picture of what you see in the spring.



flowers

love

.

I

spring

Sentence Cut & Paste



Draw a picture of what you see in the spring.
Then write about it.


Trace It

The flower has roots.

Paste It

Write It

Draw It



flower

The



.

has

roots


Grammar Time

Adjectives describe nouns. They can tell what kind, which one, how many, or whose.



| | | | |
|------------------|-----------|--|--|
| what kind | beautiful | | |
| which one | this | | |
| how many | some | | |
| whose | girl's | | |

Write the adjectives in the correct category.



Grammar Time

Adjectives describe nouns. They can tell what kind, which one, how many, or whose.



Nouns: Person, Place, Thing, Activity, Idea

**What part of speech is the underlined word?
Color in the correct flower.**

1. She is my friend.



2. That flower is red.



3. His boots are small.



4. There are five bees.



Grammar Time

Adjectives describe nouns. They can tell what kind, which one, how many, or whose.



Nouns: Person, Place, Thing, Activity, Idea

Add an adjective to each noun in the sentences.

1. She is my _____ friend.
2. _____ basket is full of _____ berries.
3. _____ garden has _____ vegetables.
4. There are _____ bees.
5. The stem has a _____ stem.
6. The _____ dog ran up to me.
7. She likes to read _____ books.
8. We have _____ flowers.
9. His _____ boots are over here.
10. _____ flowers grow in the garden.